





HISTORIC DISTRICT

tree palette

	Image	Botanical Name	Common Name	Size	Height (Feet)	Width (Feet)	Growth Rate	Water Use	Evergreen / Deciduous	Litter	Tolerates Turf	Comments
1		<i>Cedrus atlantica 'Glauca'</i>	Blue Atlas Cedar	L	40	20	M	L,M	Evergreen	L	Yes	Evergreen tree with pyramidal form that becomes flat-topped over time. Showy, blue-green needles grow in tufted clusters on open horizontal limbs. Specimen for large landscape areas. Very heat and cold tolerant.
2		<i>Ebenopsis ebano</i>	Texas Ebony	M	25	20	M	L	Semi-Evergreen	L,S	No	A relatively pest free, semi-evergreen, multiple trunk tree. Produces crowns with good density. Has thorns. Prune annually to develop strong structures. Yellow fragrant flowers mid to late summer followed by seed pods.
3		<i>Fraxinus velutina</i>	Arizona Ash	L	40	30	S-M	M	Deciduous	L,S	Yes	Large shade tree. Trees are dioecious with male and female flowers on separate trees. Male flowers produce pollen and female trees produce winged seeds in the fall. Leaves turn a golden yellow in fall.
4		<i>Laurus nobilis</i>	Bay Laurel	S-M	25	25	M-F	M	Evergreen	L	Yes	Small to medium evergreen tree or large shrub, excellent tall hedge or barrier. Annual fertilizing preferred, moderate water requirements. East, south, or open exposures preferred to avoid leaf burn.

Size: Small (S), Medium (M), Large (L)





Growth Rate: Slow (S), Moderate (M), Fast (F)

Litter: Leaves (L), Flowers (F), Seeds (S)



HISTORIC DISTRICT

tree palette

	Image	Botanical Name	Common Name	Size	Height (Feet)	Width (Feet)	Growth Rate	Water Use	Evergreen / Deciduous	Litter	Tolerates Turf	Comments
5		<i>Phoenix canariensis</i>	Canary Island Date Palm	L	50	30	S	M	Evergreen	F,S	Yes	Height = Brown Trunk. Tree produces 15-20 foot long arching fronds. Clusters of orange flowers in spring. Ideally, install between April 1st and August 1st. Prune and remove dead fronds annually.
6		<i>Phoenix dactylifera</i>	Date Palm	L	60	20	S	M	Evergreen	F,S	Yes	Height = Brown Trunk. Trees are both male and female, with arching 10-16 foot long fronds with sharp spines. Ideal installation April 1st to August 1st. Recommend annual pruning in early summer. Over pruning can stress trees.
7		<i>Pistacia x 'Red Push'</i>	Red Push Pistache	L	35	30	M	M	Deciduous	L,F,S	Yes	Medium sized tree with medium to dark green leaves that turn bright orange, crimson, to scarlet in fall. Tolerates heat, cold, and poor soils, with adequate drainage. Great for turf and street tree applications.
8		<i>Platanus wrightii</i>	Arizona Sycamore	L	80	40	F	M	Deciduous	L	Yes	Resilient to air pollution. Trunk has mottling of colors due to natural continual peeling of bark. Needs ample space for proper growth. Best in turf applications, due to ample water and fertilizer requirements.

Size: Small (S), Medium (M), Large (L)





Growth Rate: Slow (S), Moderate (M), Fast (F)

Litter: Leaves (L), Flowers (F), Seeds (S)



HISTORIC DISTRICT

tree palette

	Image	Botanical Name	Common Name	Size	Height (Feet)	Width (Feet)	Growth Rate	Water Use	Evergreen / Deciduous	Litter	Tolerates Turf	Comments
9		<i>Quercus ilex</i>	Holly Oak	M-L	30	30	S-M	M	Evergreen	L,F,S	Yes	Large shade tree is long lived. Great for parks and large spaces, good form for streets and boulevards. Available as multiple and single trunk. Pruning is essential to develop proper structural form and crown.
10		<i>Sophora secundiflora</i>	Texas Mountain Laurel	S	15	12	S-M	L-M	Evergreen	L,F,S	No	Evergreen tree as single or multiple trunk, easily developed through proper pruning. Fragrant purple pea-like flowers hang from the branches in the spring but short-lived. Remove toxic seed pods following flowering.
11		<i>Ulmus parvifolia</i>	Lacebark Elm	L	40	40	M	M	Deciduous	L,S	Yes	Deciduous tree in southern Nevada. Tolerates wide range of soil conditions. Tree is relatively insect and disease-free, including resistance to Dutch elm disease and elm leaf beetles.
12		<i>Washingtonia robusta</i>	Mexican Fan Palm	L	75	15	M	M	Evergreen	F,S	Yes	Height = Brown Trunk. Has fan-shaped fronds. Very drought tolerant once established. Great for lining streets and boulevards or providing accent to tall buildings. Ideally, install between April 1st and August 1st.

Size: Small (S), Medium (M), Large (L)

Growth Rate: Slow (S), Moderate (M), Fast (F)

Litter: Leaves (L), Flowers (F), Seeds (S)



HISTORIC DISTRICT

shrub and groundcover palette

	Image	Botanical Name	Common Name	Height (Feet)	Width (Feet)	Growth Rate	Water Use	Exposure	Comments
1		<i>Buxus microphylla japonica</i> 'Green Beauty'	Green Beauty Japanese Boxwood	3-5	3-5	S-M	M	F,P	Evergreen shrub with upright, spreading growth habit. Leaves are small, medium to dark green, set closely on stems. Accepts shearing into shapes and forms. 'Green Beauty' retains better color during winter months and has greater resistance to boxwood blight.
2		<i>Callistemon citrinus</i> 'Little John'	Dwarf Bottlebrush Little John	3	5	S	M	F,P	Attractive red, bottlebrush-type flowers attract hummingbirds. The species is a slow growing evergreen with soft blue-green foliage.
3		<i>Eremophila hygrophana</i>	Blue Bells	2-3	4	S-M	L	F	Erect compact evergreen shrub with dense grey leaves with contrasting violet to purple tubular flowers which attract hummingbirds all summer long. Sensitive to over-watering. Allow soils to dry slightly between watering.
4		<i>Euonymus japonica</i> 'Microphylla'	Box Leaf Euonymus	2-3	2-3	S	M	F,P	Evergreen shrub tolerates full sun, but prefers partial shade. Compact growth with foliage consisting of small dark green glossy oval leaves that lend well to shearing of plants into different shapes including formal hedges. Tolerant of heat, cold, and poor soils.
5		<i>Euphorbia rigida</i>	Gopher Plant	1-2	2-3	M	L-M	F	Drought tolerant evergreen succulent-like herb with radiating grey-blue linear leaves and yellow-green flowers produced late winter through spring. Remove spent flowers to prevent seed drop. Severely prune back early fall to rejuvenate. All plant parts are poisonous.
6		<i>Ilex vomitoria</i>	Yaupon Holly 'Dwarf'	15	8	S	M	F,P	Evergreen shrub or a small tree. Thrives under poor soil conditions, heat, drought, and cold. Shears well into different forms, due to small leaves and high density of foliage. Female plants develop berries. Dwarf varieties available.

Growth: Slow (S), Moderate (M), Fast (F)





Water Use: Low (L), Moderate (M), High (H)

Exposure: Full Sun (F), Partial Shade (P), Shade (S)



HISTORIC DISTRICT

shrub and groundcover palette

	Image	Botanical Name	Common Name	Height (Feet)	Width (Feet)	Growth Rate	Water Use	Exposure	Comments
7		<i>Lantana hybrid 'New Gold'</i>	Lantana Hybrid 'New Gold'	2	6	F	M	F	A low, fast growing groundcover that provides brilliant colors from late spring through fall. Plant will dieback during freezing temperatures and recover as temperatures warm in the spring.
8		<i>Lavendula stoechas</i>	Spanish Lavender	2-3	2-3	M	L-M	F	Perennial, evergreen shrub. Attracts butterflies and repels rabbits. Distinguished by its unique pineapple-shaped flowers that bloom heavily throughout spring. Cut back following flowering to maintain shape.
9		<i>Myrtus communis 'Compacta'</i>	Dwarf Myrtle	4	4	S-M	M	F,P	Dense small medium to dark green leaves. Ideal for low edgings, foundation plantings, and small to medium formal hedges. Tolerant of most soil conditions. Very cold and heat tolerant.
10		<i>Pittosporum tobira 'Wheeler's Dwarf'</i>	Wheeler's Dwarf Mock Orange	2	4	S-M	M	P,S	Rounded, evergreen shrub with dense, glossy foliage. Performs best in partial shade, but will tolerate full sun with adequate irrigation and protection from hot sun and reflected heat. Displays small clusters of fragrant white flowers in spring. Dislikes overly wet, poor draining soils.
11		<i>Raphiolepis indica 'Pinkie'</i>	Pinkie Indian Hawthorn	2-3	3-4	S-M	M	F,P	Evergreen shrub with dark green glossy leaves, set on a dense compact branching habit. Produces dense clusters of pink flowers in the spring. Will tolerate full sun, but prefers partial shade, east exposures, or protection from hot afternoon sun. Other varieties and sizes available.
12		<i>Rosa sp.</i>	Rose	4	3	F	M	F,P	Many cultivars available. Deciduous or evergreen shrub with bright green foliage. Showy, fragrant flowers develop spring through fall, attracting birds and butterflies.

Growth: Slow (S), Moderate (M), Fast (F)




Water Use: Low (L), Moderate (M), High (H)

Exposure: Full Sun (F), Partial Shade (P), Shade (S)



HISTORIC DISTRICT

shrub and groundcover palette

	Image	Botanical Name	Common Name	Height (Feet)	Width (Feet)	Growth Rate	Water Use	Exposure	Comments
13		<i>Rosmarinus officinalis 'Prostratus'</i>	Trailing Rosemary (Creeping Rosemary)	1-2	6-8	F	L-M	F	Herbaceous, low growing evergreen that tolerates poor soils, heat, drought, cold and full sun. Foliage is needle-like, dark green, and aromatic. Plants produce masses of light blue to purple flowers late winter into spring. 'Huntington Carpet' variety grows to 1' height.
14		<i>Teucrium chamaedrys</i>	Germander	2	3	S-M	M	F,P	Low growing evergreen subshrub. Develops blue, purple, white, or pink flowers, spring through early summer. Pinch or shear leggy growth following flowering to maintain plant density. Plants tolerate heat with additional watering. Tolerant of rabbits. Prostrate variety grows to 1' tall.
15		<i>Trachelospermum jasminoides</i>	Star Jasmine	1	8	S-M	M-H	F,P	Best in partial shade, but will tolerate east, southern, or open exposures when provided with adequate irrigation and fertilization. Plant has vine to subshrub growth habit, dark green glossy leaves and very fragrant white star shaped flowers spring and summer.



Growth: Slow (S), Moderate (M), Fast (F)

Water Use: Low (L), Moderate (M), High (H)

Exposure: Full Sun (F), Partial Shade (P), Shade (S)

HISTORIC DISTRICT ornamental palette

	Image	Botanical Name	Common Name	Height (Feet)	Width (Feet)	Growth Rate	Water Use	Drought Tolerant	Spines or Thorns	Exposure	Comments
1		<i>Alcea rosea</i>	Hollyhock	6-8	1-2	M	M	L	N	F	3"-4" diameter, showy flowers open sporadically on light green vertical stalks in mid-summer to early fall. Many varieties and flower colors available.
2		<i>Dasyliirion acrotriche</i>	Green Desert Spoon	5	6	M	L	H	Y	F	Evergreen grass-type plant with green leaves that are serrated along their margins. Produces flower stalks that rise above the foliage and contain small white flowers that attract birds and butterflies.
3		<i>Dasyliirion wheeleri</i>	Desert Spoon	5	6	M	L	H	Y	F	Evergreen grass-type plant with gray-green leaves that are serrated along their margins. Produces flower stalks that rise above the foliage and contain small white flowers that attract birds and butterflies.
4		<i>Hesperaloe parviflora</i>	Red Yucca	4	4	M	L	H	N	F,P	Evergreen grass-type plant with long narrow leaves that are leathery and tough. Produces salmon to pinkish-red flowers on 6 foot high arching stalks early summer through fall. Cultivars in other colors and sizes available.
5		<i>Hesperaloe parviflora</i> 'Brakelights'	Brakelights Red Yucca	2	2	M	L-M	H	N	F,P	Compact version of <i>Hesperaloe parviflora</i> that develops few seeds while producing more intense red flowers spring through summer.
6		<i>Yucca rupicola</i>	Twisted Leaf Yucca	2	3	M	L	H	Y	F	Evergreen with medium-green leaves set in basal rosette. Clusters of creamy white flowers develop on 5' tall stalks in spring. Remove spent flowers. Prefers well-drained soil.

Growth: Slow (S), Moderate (M), Fast (F) Water Use: Low (L), Moderate (M), High (H) Drought Tolerance: Low (L), Moderate (M), High (H)
 Spines or Thorns: Yes (Y), No (N) Exposure: Full Sun (F), Partial Shade (P), Shade (S)

